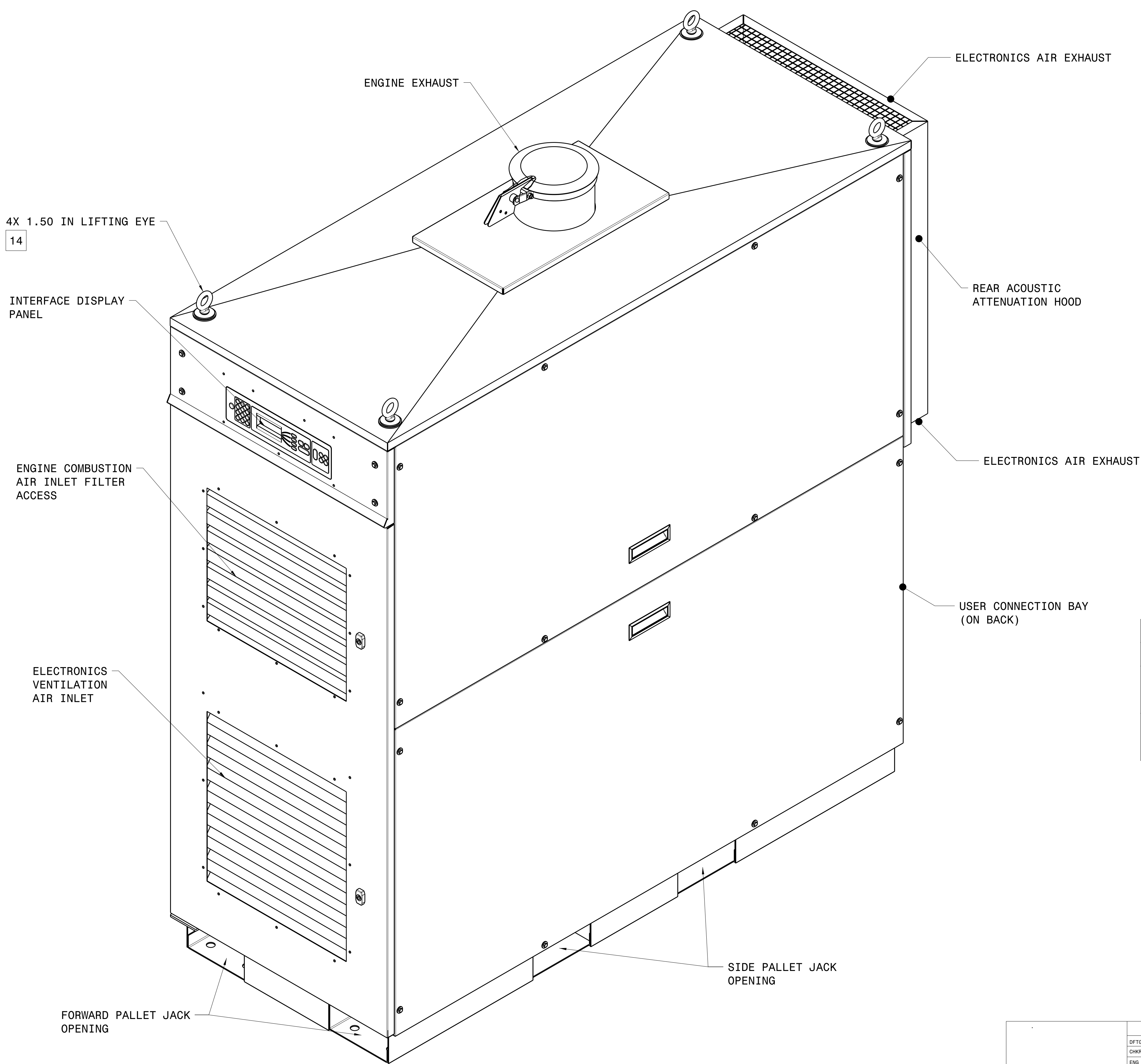


REVISIONS			
LTR	DESCRIPTION	DATE	APPROVED
C	SEE ECO CM-11805	01/16/2012	P.BREAULT

**NOTICE**

THIS DOCUMENT CONTAINS INFORMATION WHICH IS BOTH CONFIDENTIAL AND PROPRIETARY TO CAPSTONE TURBINE CORP. NEITHER THIS DOCUMENT NOR THE INFORMATION CONTAINED HEREIN SHALL BE COPIED, DISCLOSED TO OTHERS OR USED FOR ANY PURPOSES BEYOND THE SPECIFIC PURPOSE FOR WHICH THIS DOCUMENT WAS DELIVERED WITHOUT THE EXPRESS WRITTEN PERMISSION OF CAPSTONE TURBINE CORPORATION. 1995 CAPSTONE TURBINE CORPORATION - ALL RIGHTS RESERVED

- D
- INTERPRET DRAWING PER ANSI Y14.5M-1982.
  - ALL DIMENSIONS ARE IN INCHES [MM]
  - FRONT, SIDE AND REAR CLEARANCES SHOULD BE PROVIDED FOR SERVICE ACCESS. LOCAL ELECTRICAL CODES SHALL PRESCRIBE MINIMAL REAR CLEARANCE FOR ACCESS TO JUNCTION BOX.
  - MOUNT LEVEL WITHIN 2% GRADE. SURFACE MUST DRAIN TO PREVENT STANDING WATER.
  - REFER TO PRODUCT CATALOGUE FOR OPTIONAL ACCESSORIES.
  - REFER TO CAPSTONE MICROTURBINE FUEL TECHNICAL REFERENCE MANUAL 410002.
  - LIFT UNIT WITH FIVE INCH WIDE FORK LIFT BLADES.
  - FOR OVERHEAD LIFTING OF UNIT; STRAPS SHALL NOT EXCEED 30° FROM VERTICAL.
  - THIS APPLIES TO STAND ALONE OR DUAL MODE SYSTEMS.
  - THIS APPLIES TO GRID CONNECT SYSTEMS ONLY.
  - ADDITIONAL PRODUCT SPECIFICATION INFORMATION IS CONTAINED IN THE PRODUCT SPECIFICATION 460000.
  - ADDITIONAL ELECTRICAL INFORMATION IS CONTAINED IN THE C60 ELECTRICAL TECHNICAL REFERENCE 410001.
  - ADDITIONAL PERFORMANCE INFORMATION IS CONTAINED IN THE PERFORMANCE TECHNICAL REFERENCE 410005.
  - HAND TIGHTEN LIFTING EYE AND TIGHTEN AN ADDITIONAL 3/4 TO 1 TURN TO SECURE LIFTING EYE PARALLEL WITH LONG SIDE OF UNIT.
- C
- B
- ROOF IS A "NO STEP" ZONE.



WEIGHTS		
DUAL MODE	2471 LBS	1121 KG
GRID CONNECT	1671 LBS	758 KG

LUG SIZES/ELECTRICAL CONNECTIONS		
	WIRE SIZE	TORQUE
HIGH POWER	2/0 TO #6 AWG	120 IN LBS
	62 TO 13 mm <sup>2</sup>	1.38 KG-M
NEUTRAL TO GROUND		30 IN LBS
		0.34 KG-M

FUELS	FUEL INLET	MODES	
		DM	GC
LPNG			
HPNG	3/4" MALE NPT	X	X
LIQUID	3/8" MALE NPT*	X	X
PROPANE	3/4" MALE NPT	X	X
LANDFILL (TYPE A)	3/4" MALE NPT		X
DIGESTER (TYPE B)	3/4" MALE NPT		X

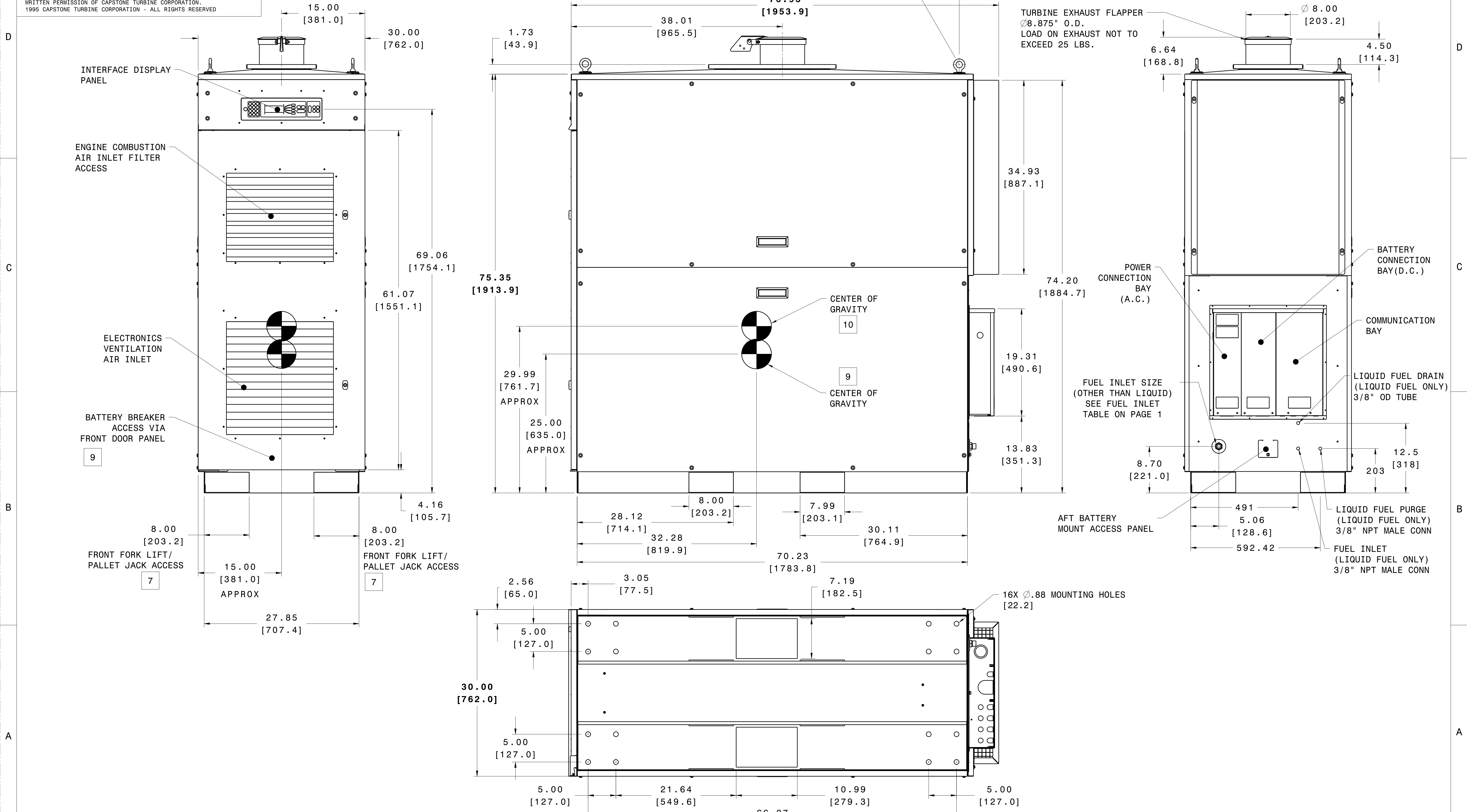
\*SEE PAGE TWO FOR LIQUID FUEL PURGE AND DRAIN

APPROVALS	DATE	<p>Capstone Turbine Corporation 21211 NORDHOFF STREET CHATSORTH, CA 91311</p>	<p><b>O&amp;I - C65 INDUSTRIAL PACKAGE</b></p>		
DFTG P.BREAULT	01/16/2012				
CHKR P.BREAULT	01/16/2012				
ENG MGR G. TERZER	01/16/2012				
COG ENG P.BREAULT	01/16/2012				
MAT ENG -	-	SIZE	CAGE CODE	DWG NO.	REV.
FINISH	THIRD ANGLE PROJECTION	D	1U1M9	528633	C
DO NOT SCALE DRAWING	SCALE	1:1	DIR:10005374	VER:02	SHEET 1 OF 3

COPY IS UNCONTROLLED; USER IS RESPONSIBLE TO VERIFY CURRENT REVISION

**NOTICE**  
 THIS DOCUMENT CONTAINS INFORMATION WHICH IS BOTH CONFIDENTIAL AND PROPRIETARY TO CAPSTONE TURBINE CORP. NEITHER THIS DOCUMENT NOR THE INFORMATION CONTAINED HEREIN SHALL BE COPIED, DISCLOSED TO OTHERS OR USED FOR ANY PURPOSES BEYOND THE SPECIFIC PURPOSE FOR WHICH THIS DOCUMENT WAS DELIVERED WITHOUT THE EXPRESS WRITTEN PERMISSION OF CAPSTONE TURBINE CORPORATION.  
 1995 CAPSTONE TURBINE CORPORATION - ALL RIGHTS RESERVED

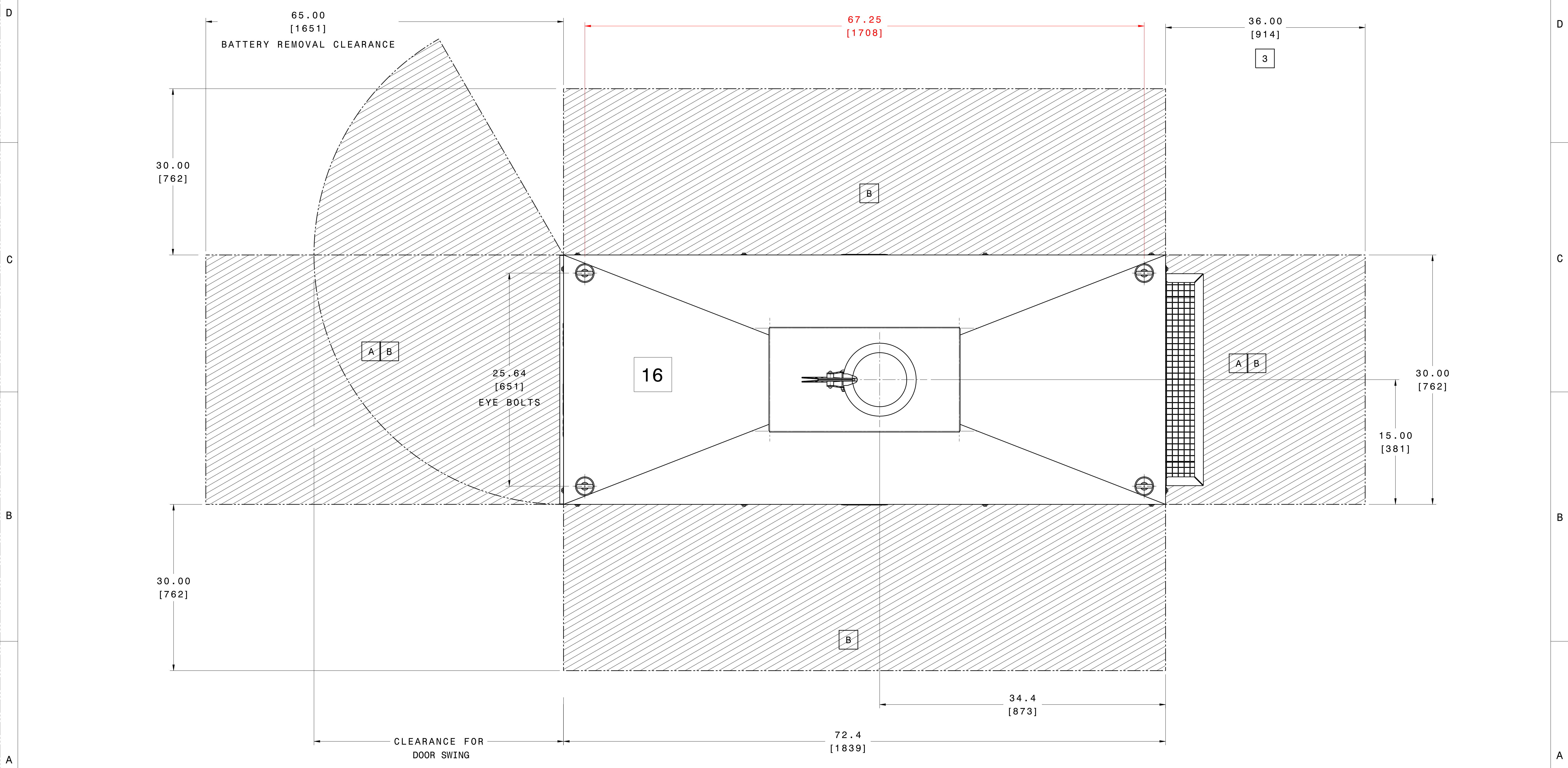
REVISIONS			
LTR	DESCRIPTION	DATE	APPROVED
SEE SHEET 1			



COPY IS UNCONTROLLED; USER IS RESPONSIBLE TO VERIFY CURRENT REVISION

REVISIONS			
LTR	DESCRIPTION	DATE	APPROVED
	SEE SHEET 1		

**NOTICE**  
 THIS DOCUMENT CONTAINS INFORMATION WHICH IS BOTH CONFIDENTIAL AND PROPRIETARY TO CAPSTONE TURBINE CORP. NEITHER THIS DOCUMENT NOR THE INFORMATION CONTAINED HEREIN SHALL BE COPIED, DISCLOSED TO OTHERS OR USED FOR ANY PURPOSES BEYOND THE SPECIFIC PURPOSE FOR WHICH THIS DOCUMENT WAS DELIVERED WITHOUT THE EXPRESS WRITTEN PERMISSION OF CAPSTONE TURBINE CORPORATION.  
 1995 CAPSTONE TURBINE CORPORATION - ALL RIGHTS RESERVED



COPY IS UNCONTROLLED; USER IS RESPONSIBLE TO VERIFY CURRENT REVISION